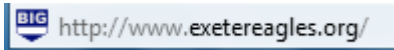


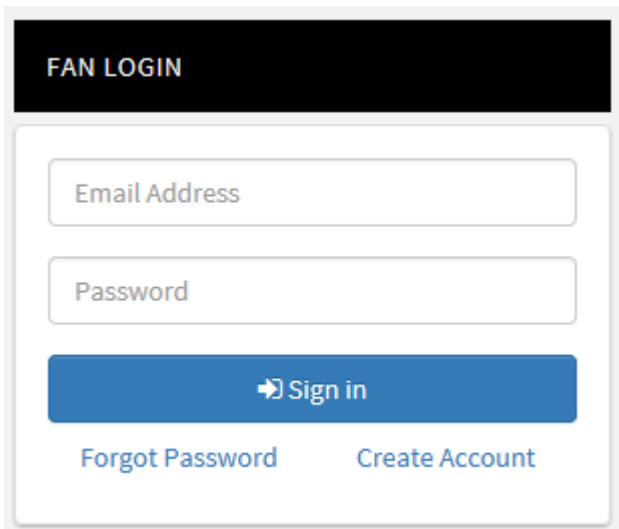
Welcome to Big Teams!

PLEASE NOTE: This will be our primary method of communication with the team. We will not be maintaining a list of email addresses this year. If you do not receive communications from us, it is because you are not signed up properly on Big Teams. Both parents and athletes should sign up.

1. To sign up for information, please go to www.exetereagles.org and scroll down to Fan Login

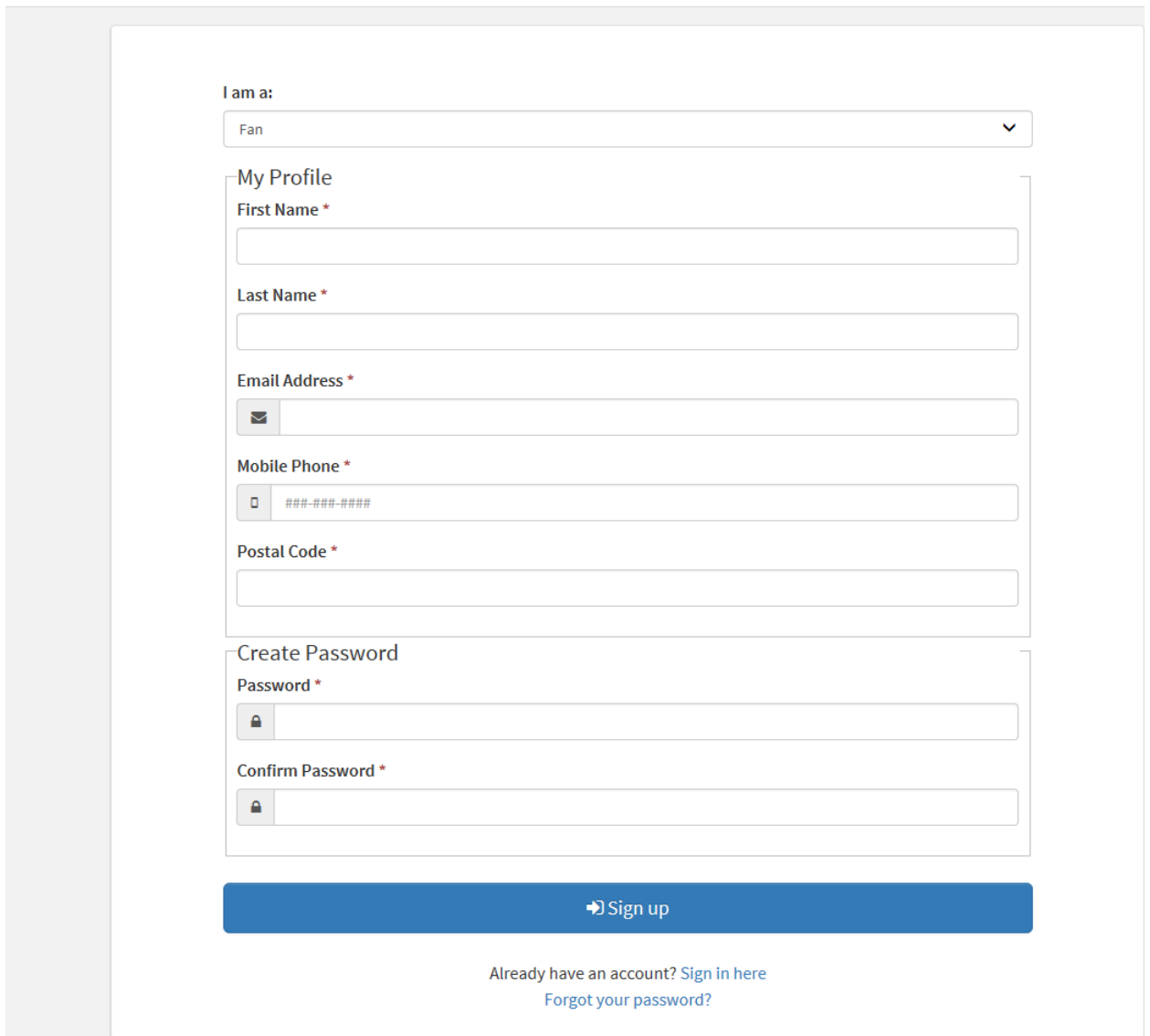


2. Scroll down to Fan Login and click on Create Account

A screenshot of a web form titled 'FAN LOGIN'. The title is in white text on a black background. Below the title are two white input fields with rounded corners. The first field is labeled 'Email Address' and the second is labeled 'Password'. Below these fields is a blue button with white text that says '→ Sign in'. At the bottom of the form are two links: 'Forgot Password' and 'Create Account'.

- PLEASE SIGN UP AS A **FAN**. Fill in all the Account Registration Information. Click Sign Up.

ACCOUNT REGISTRATION



The registration form is contained within a light gray border. At the top, there is a dropdown menu labeled 'I am a:' with 'Fan' selected. Below this is a section titled 'My Profile' which contains five input fields: 'First Name *', 'Last Name *', 'Email Address *' (with an envelope icon), 'Mobile Phone *' (with a phone icon and a masked number '###-###-####'), and 'Postal Code *'. Below the 'My Profile' section is a 'Create Password' section with two input fields: 'Password *' and 'Confirm Password *', both with lock icons. At the bottom of the form is a large blue button with a right-pointing arrow and the text 'Sign up'. Below the button are two links: 'Already have an account? Sign in here' and 'Forgot your password?'.

- Your Fan Dashboard will show up.

FAN DASHBOARD

MY ACCOUNT INFORMATION

MY FAVORITES/ALERTS

MY CONTENT

- Click on My Favorites/Alerts and Add a School

Update Favorites/Alerts

EDIT ACCOUNT - KEITH PINKERTON

Favorites Alerts Alert Settings

Events for all of your favorite teams are displayed on the Favorites Schedule. Click the blue arrow to add a school or team to your list of favorites. Click the red x to delete a school (and all of the corresponding teams you've selected) or an individual team.

ADD A SCHOOL

- Click on the + to Add a school

FIND A SCHOOL/LEAGUE

[CLOSE](#)

By Name **By Favorites**

[Advanced Search Options](#)

Enter School/League Name, City, State, or Zip x

SEARCH

School	City	State
--------	------	-------

Recently Selected

School	City	State
--------	------	-------

7. Search by name or Zip

FIND A SCHOOL/LEAGUE [CLOSE](#)

By Name **By Favorites** Advanced Search Options

School	City	State
Antietam MS/HS	Reading	PA
Exeter Township	Reading	PA
Exeter Township Junior High	Reading	PA
St. Catherines	Reading	PA

8. Select Exeter Township and the Add a Team

Exeter Township (Reading, PA)
This school will appear in the By Favorites list when changing schools. If you want to include it in your Favorites Schedule View, you must add at least one team.

ADD A TEAM

9. Choose your Team Swimming/Diving , Varsity, Boys Girls and Click Add – Add all of them at this time. You can remove teams if you are getting information that is not applicable to you.

Choose Team(s)

Choose a sport, level and gender from the dropdowns below then click the "Add" button to add a team to your schedule.

Choose a sport, level and gender from the dropdowns below then click the "View Schedule" button to add a team to your schedule.

10. You will now see COED Varsity Swimming – sign up for all Boys Varsity, Girls, Varsity and Diving Varsity Coed, as needed.

Favorites Alerts Alert Settings

Events for all of your favorite teams are displayed on the Favorites Schedule. Click the blue arrow to add a school or team to your list of favorites. Click the red x to delete a school (and all of the corresponding teams you've selected) or an individual team.

ADD A SCHOOL

Exeter Township (Reading, PA)

- COED Varsity Swimming
- BOYS Varsity Swimming
- GIRLS Varsity Swimming
- COED Varsity

ADD A TEAM

11. Click on the Alerts Tab and Select the types of alerts you would like to receive. I would recommend selecting all to start and narrowing down as you determine what is needed and what is not needed.

Favorites Alerts Alert Settings

Stay up-to-date with schedules, scores and stats for your favorite teams. Check the box(es) next to the type(s) of alerts you wish to receive for each of your favorite teams.

Exeter Township (Reading, PA)

BOYS GIRLS Varsity Diving

- Schedule Changes
- Scores and Stats

BOYS Varsity Swimming

- Schedule Changes
- Scores and Stats

BOYS GIRLS Varsity Swimming

- Schedule Changes
- Scores and Stats

GIRLS Varsity Swimming

- Schedule Changes
- Scores and Stats

12. Click on Alert Settings and input both your email and cell phone (if you would like text messages) and click Add.

Favorites Alerts Alert Settings

EMAIL ALERTS

Email:

TEXT MESSAGES *Standard text message rates/fees may apply.

Mobile Number:

ADD CANCEL

13. A confirmation email and text message are sent to confirm. To confirm text, click on edit and enter the confirmation code that was sent to you

	No *	EDIT DELETE
@gmail.com	Yes	EDIT DELETE

14. Both your email and cell number should now show confirmed.

15. You can also submit photos by clicking on My Content.

FAN DASHBOARD

MY ACCOUNT INFORMATION


MY FAVORITES/ALERTS

MY CONTENT

16. Agree to the Content Agreement and Submit OK.

17. Logout

There is also a BIG TEAMS app available for Apple and Android available.




BigTeams

Moko Social Media Limit...

OPEN

MANAGE YOUR SCHEDULE, CHECK RESULTS AND RECEIVE GAME REMINDERS



VIEW YOUR SCHEDULE AND EASILY SWIPE THROUGH YOUR CALENDARS

